



“

A Series of Art & Craft

Budding Artist



Lavish Pahuja
M.A. (Drawing)



PETERSON PRESS

Behind Silver Line School, Laxmipuram, Rajpur Chungi,
AGRA - 282001

A Unit of
NAMAN PUBLISHING (INDIA) PVT. LTD.






Contents

■ Primary Colours	3	■ Cute Cat	20
■ Triangle	4	■ Honey Bee	21
■ Square	5	■ Colourful Van	22
■ Circle	6	■ King of Jungle	23
■ Rectangle	7	■ Christmas Tree	24
■ Red Apple	8	■ Flying Kite	25
■ Night Sky	9	■ Bright Sun	26
■ King of Fruits	10	■ Happy Sam	27
■ Standing Lines	11	■ Patterned Balloons	28
■ Sleeping Lines	12	■ Delicious Cake	29
■ Slanting Lines	13	■ Hidden Picture	30
■ Colourful Holi	14	■ Dangerous Shark	31
■ Maze Fun	15	■ Spot the Differences	32
■ Shiny Star	16	■ Puffy Bunny	33
■ Tasty Ice cream	17	■ Designer Dress	34
■ Lovely Butterfly	18	■ Dotted Flower	35
■ Juicy Tomato	19	■ Palm Printing	36

Primary Colours


Hi kids! I am John, your friend. Come, I am going to take you into the world of art. So, let us start the fun with colours.

Red, yellow and blue are called primary colours. Colour the picture of balls using primary colours as indicated.



Triangle


Here is the picture of a triangle. Kids, learn the name of this shape and colour it beautifully using a crayon as indicated.



Square




Take out your red crayon and colour the picture of square vibrantly.



Circle

Kids, complete the picture of circle by colouring it neatly using yellow crayon.




Rectangle

Learn the name of this shape.
It is called a rectangle.



Now colour the picture nicely
using pink crayon.




Red Apple



I like to eat sweet apples.

Make this apple red by dipping your thumb into red water colour. Now make impressions on the picture as shown.



Night Sky

Complete the picture of night sky by colouring the moon beautifully.



Budding Artist



Part A

King of Fruits

Colour the picture of mango using crayons as indicated.

Kids, do you know, mango is called the king of fruits.



Budding Artist



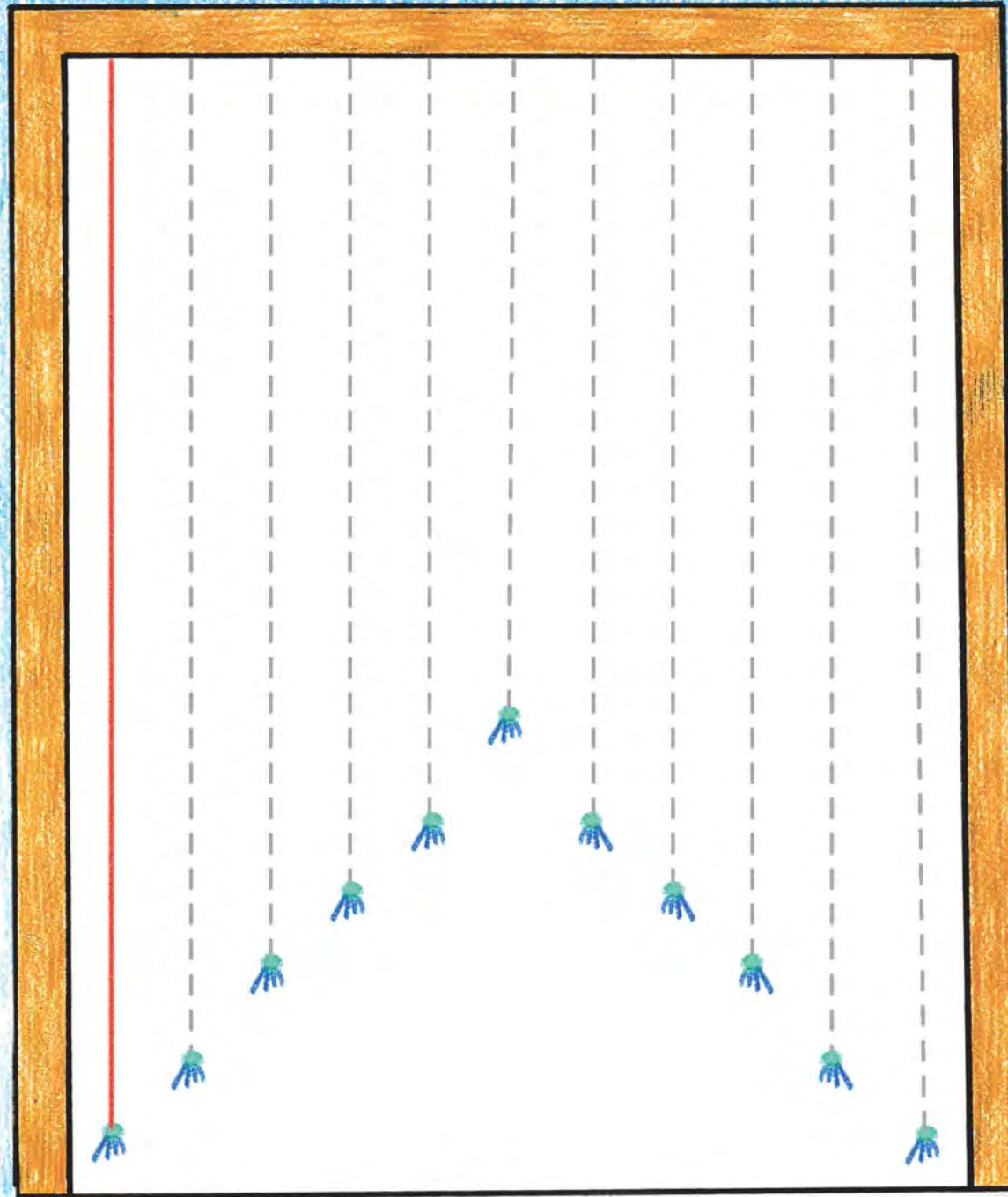
Part A



Standing Lines

Kids, trace the standing lines neatly.

Use the crayons of different colours to trace the lines.





Sleeping Lines

Kids, trace the sleeping lines to complete the ladder.




Use the crayons of different colours to trace the lines.




Slanting Lines

Kids, trace the slanting lines to enjoy the shower using different shades of blue crayon colour.



Colourful Holi


Colour the spouted water coming out of water guns using crayons. Don't forget to colour the water guns.



Maze Fun



Help the butterfly to reach the flower by finding the right path using a crayon.



Shiny Star



Trace over the dotted lines to complete the picture. Don't forget to colour it same as shown in the smaller picture.



Stars shine in the sky at night.



Budding Artist



Part A




Tasty Ice-cream



Colour the picture nicely using crayons.

It's pleasure to eat tasty ice-cream.



Lovely Butterfly

This butterfly is looking very lovely. Colour the picture of butterfly according to the given colour codes.



Colour Codes

